



Intaglio®

Drop-in Bathroom Sink

K-2292

Features

- Vitreous china.
- Drop-in.
- Oval basin.
- No overflow.
- No faucet holes; requires wall- or counter-mount faucet.
- Available with KOHLER Artist Editions designs.
- 17" (432 mm) x 14" (356 mm)

Recommended Accessories

K-9018 P-Trap

Components

Additional included component/s: Adjustable linkage.



ADA

Codes/Standards

ASME A112.19.2/CSA B45.1

ADA

ICC/ANSI A117.1

KOHLER® One-Year Limited Warranty

See website for detailed warranty information.

Available Color/Finishes

Color tiles intended for reference only.

Color	Code	Description
-------	------	-------------



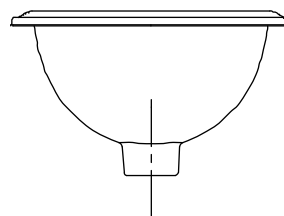
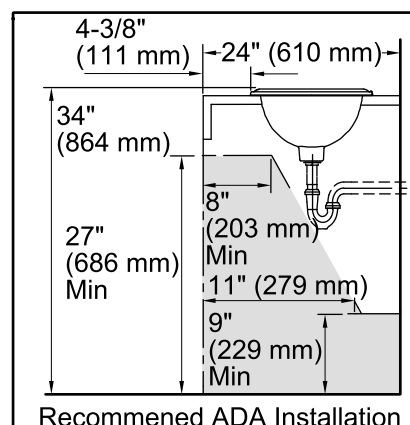
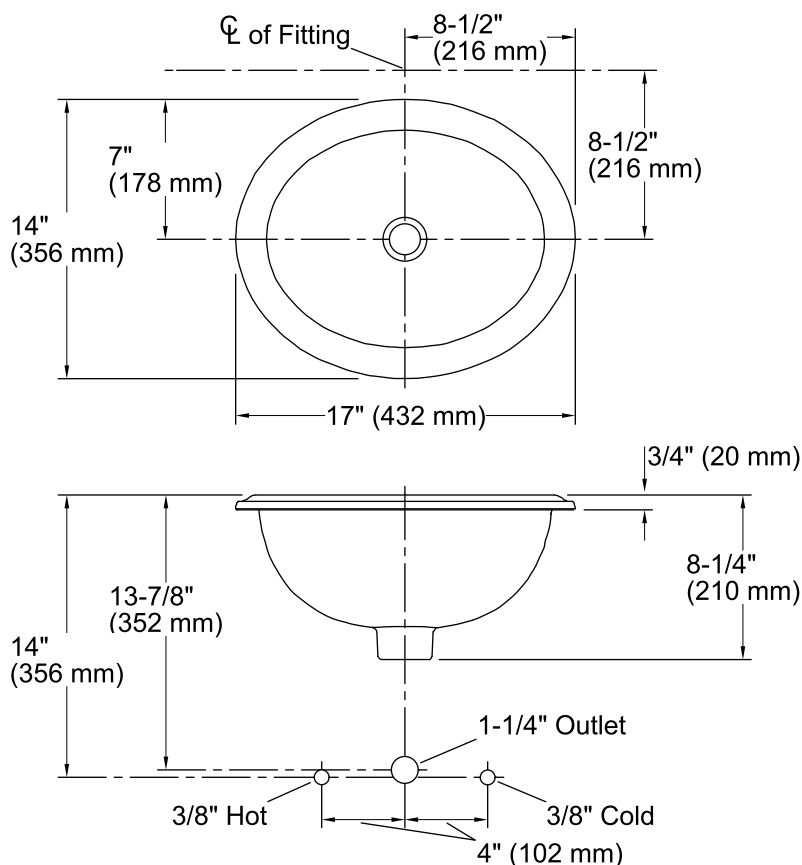
0	White
---	-------



96	Biscuit
----	---------



47	Almond
----	--------



Technical Information

All product dimensions are nominal.

Bowl configuration: Single

Installation: Drop-In

Bowl area (Only) Length: 13-7/8" (352 mm)
Width: 10-7/8" (276 mm)
Water depth: 6-1/8" (156 mm)

Drain hole: 1-3/4" (44 mm)

Template: 116213-7, required, included

Notes

Install this product according to the installation instructions.

Spout must be 4-1/2" (114 mm) long (min.) for adequate clearance into sink.

NOTICE: Countertop manufacturer or cutter must use the cutout template provided with the product, or a current one provided by Kohler Co. (call 1-800-4-KOHLER). Kohler Co. is not responsible for cutout errors when the incorrect cutout template is used.

ADA compliant when installed to the specific requirements of these regulations.