

### Features

- 36-inch minimum base cabinet width.
- Offset double bowl.
- Three oversized faucet holes with one oversized accessory hole to the right and one oversized accessory hole to the left.
- 9 inch depth.
- Includes cutout templates.

### Material

- KOHLER enameled cast iron.

### Installation

- Under-mount.

### Recommended Accessories

K-9000 P-Trap

### Optional Accessories

K-8801 Sink Strainer

### Components

Product includes:

- K-6239 Colander with Cutting Board
- K-9234 Stainless Steel Sink Rack
- K-6194 Utility Rack with Soaking Cup



### Codes/Standards

















ASME A112.19.1/CSA B45.2

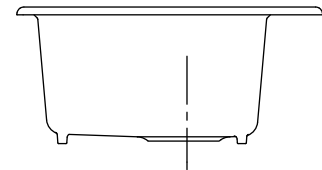
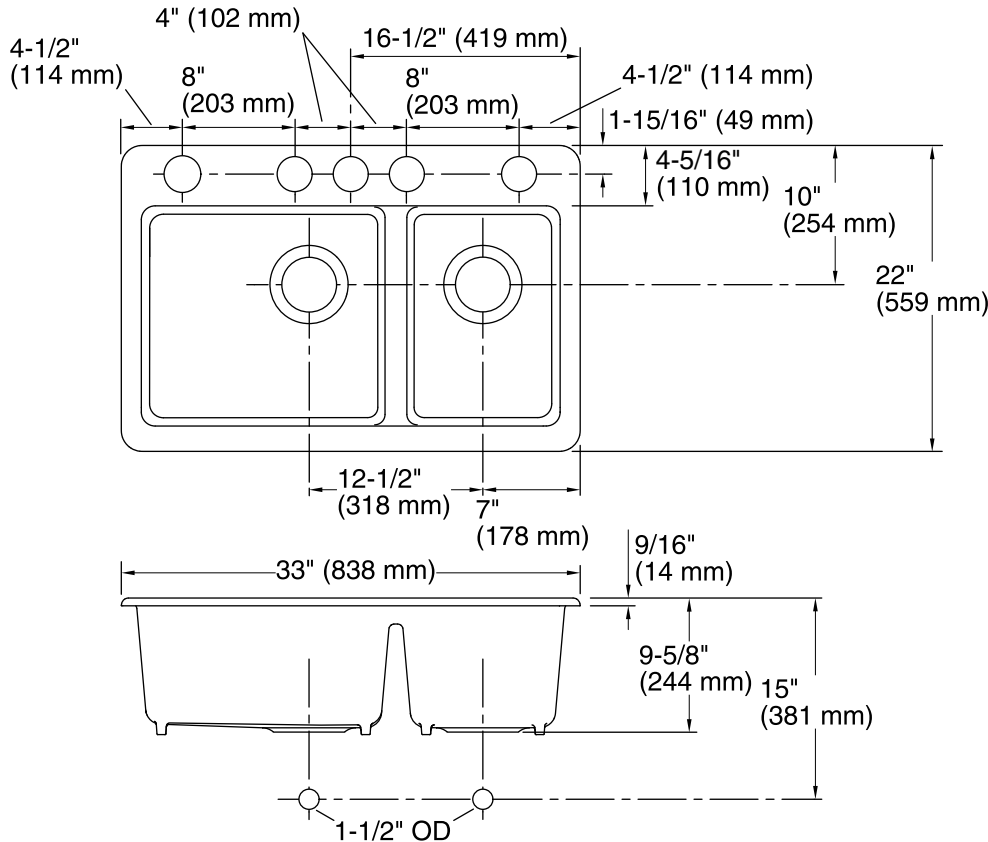
### KOHLER® Enameled Cast Iron Kitchen Sink - Lifetime Limited Warranty

See website for detailed warranty information.

### Available Color/Finishes

*Color tiles intended for reference only.*

Color	Code	Description
	0	White
	FF	Sea Salt™
	96	Biscuit
	47	Almond
	FD	Cane Sugar™
	NY	Dune
	95	Ice™ Grey
	G9	Sandbar
	33	Mexican Sand™
	K4	Cashmere
	FT	Basalt
	58	Thunder™ Grey
	20	Suede
	KA	Black 'n Tan
	FP	Caviar
	7	Black Black™



## Technical Information

All product dimensions are nominal.

Installation:	Under-mount, Under-mount
Bowl area (Left)	Length: 17-9/16" (446 mm) Width: 17-1/4" (438 mm) Bowl depth: 9" (229 mm) Water depth: 9" (229 mm)
Bowl area (Right)	Length: 11-1/16" (281 mm) Width: 17-1/4" (438 mm) Bowl depth: 9" (229 mm) Water depth: 9" (229 mm)
Number of deck holes:	5
Template:	1166727-7, required, included

## Notes

Install this product according to the installation instructions.