

Features

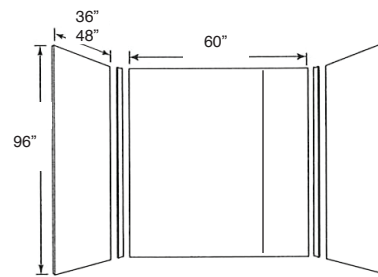
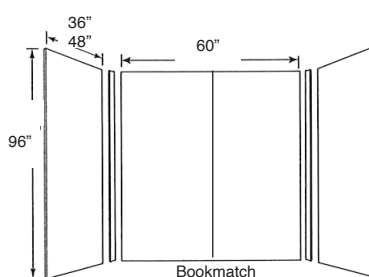
- Panels are each 4mm thick with 3 layers; a sandwich of thick aluminum on both the surface and back with a strong mineral resin core in the middle for strength.
- Technical qualities provide for strength and stability, with a structure that is highly water resistant.
- Each design has 5 random patterns for a very natural marble or stone look.
- Panel designs are also available as a matching book-matched pattern. These unique designs are reversible thereby creating two different possible book-matched patterns with the same 2 panels.
- Surfaces are highly scratch resistant and are available in 2 different finishes; super high gloss and honed. Concrete panels come with a realistic textured finish.
- Panels are extremely lightweight, weighing 1.3 lbs/sq. ft. for easy installation and handling.
- Fabrication is done with regular carbon steel tools, using a circular saw and an aluminum cutting blade.
- Panels can be used either in the shower or on bathroom or other room walls for a luxurious natural stone look.



Panel Used in the Shower and on Room Wall

Wall Kit Models

	Model No.	Overall Size L x W x H	Side Panel (pc)Width	Back Panel (pc)Width	Ship Wt.(lbs)
<input type="checkbox"/>	SMTWK363696	36"x36"x96"	(2)39"	(1)39"	102
<input type="checkbox"/>	SMTWK483696	48"x36"x96"	(2)39"	(1)48"	109
<input type="checkbox"/>	SMTWK603696B	60"x36"x96"	(2)39"	(2)39"	134
<input type="checkbox"/>	SMTWK603696	60"x36"x96"	(2)39"	(1)48"(1)16"	124
<input type="checkbox"/>	SMTWK604896B	60"x48"x96"	(2)48"	(2)39"	148
<input type="checkbox"/>	SMTWK604896	60"x48"x96"	(2)48"	(1)48"(1)16"	137



Single Wall Panel Models

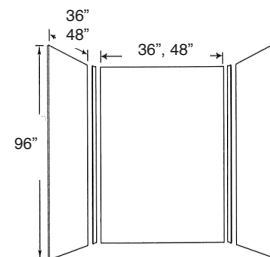
	Model No.	Width	Height	Ship Wt.(lbs)
<input type="checkbox"/>	SMTW3996	39"	96"	38
<input type="checkbox"/>	SMTW4896	48"	96"	45



Bookmatch Pattern
AB



Bookmatch Pattern
BA

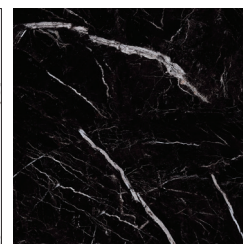


Bulk Pack Wall Panel Models


	Model No.	Width (Single)	Height (Single)	Ship Wt.(lbs)
<input type="checkbox"/>	SMTW399610	39"	96"	380
<input type="checkbox"/>	SMTW489610	48"	96"	450



White Carrara KI01



Black Carrara KI03



Sabana Grey KI31

To Be Specified: Color


Color	
<input type="checkbox"/>	KI01 White Carrara
<input type="checkbox"/>	KI03 Black Carrara
<input type="checkbox"/>	KI31 Sabana Grey
<input type="checkbox"/>	KI32 Sabana Creme
<input type="checkbox"/>	KI34 Concrete

To Be Specified: Finish

Finish	
<input type="checkbox"/>	Glossy
<input type="checkbox"/>	Honed
<input type="checkbox"/>	Textured

Finishes of TRINITY Panels:

- Glossy
- Ultra Honed
- Matte Textured (Concrete KI34 Only)



Sabana Creme KI32



Concrete Textured KI34
Only in Matte Textured