

FEATURES

- Shower Walls available in 4 fashionable easy care patterns.
- 3.5 mm thick compression molded solid surface material for lightweight, yet superior strength, beauty and easy cleaning.
- Easier to install than tile. Walls glue right over existing surface. Ideal for remodel or new construction. Walls are trimmable for custom fit.
- SMPWK Standard wall kit includes three wall panels, brushed aluminum inside corner trim, and finished end trim pieces.
- SMPWKX Transition wall kit includes three wall panels 72" or 84"H, three extension panels 24" or 12"H, brushed aluminum inside corner trim and horizontal seam trim, and finished end trim pieces.
- Pioneer® solid surface material has color all the way through for a renewable, scratch resistant and repairable surface.
- 10 Year Limited Residential Warranty / 3 Year Commercial Warranty

PATTERNS & COLORS

- 3"x 8" Subway Tile in White
- 12"x 24" Vertical Tile in White and Dark Grey
- Herringbone Tile in White and Dark Grey
- Hexagon Tile in Gloss White

OPTIONS

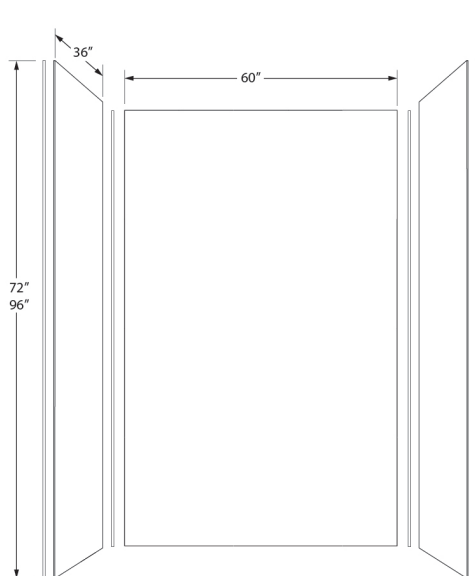
- Storage pods & caddies, grab bars, storage shelves, shower seats & benches are available to coordinate with the walls.

Specified Model:

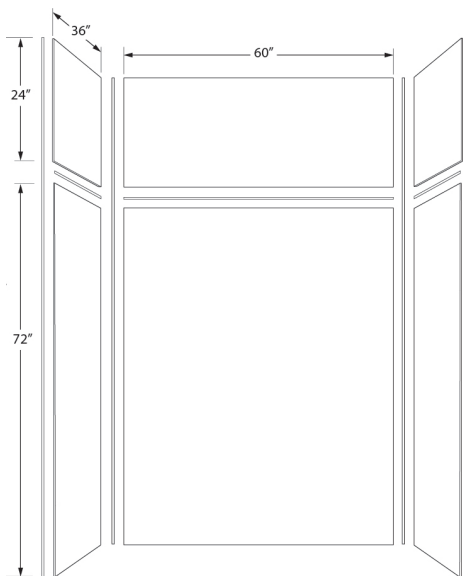
	SIZE	MODEL NO.	Width	Depth	Height	Weight(lbs)
SHOWER WALL KITS 72"						
<input type="checkbox"/>	60" x 36" x 72"	SMPWK603672	60"	36"	72"	106
SHOWER WALL KITS 96"						
<input type="checkbox"/>	60" x 36" x 96"	SMPWK603696	60"	36"	96"	126

Transition Wall Kits Specified Model:

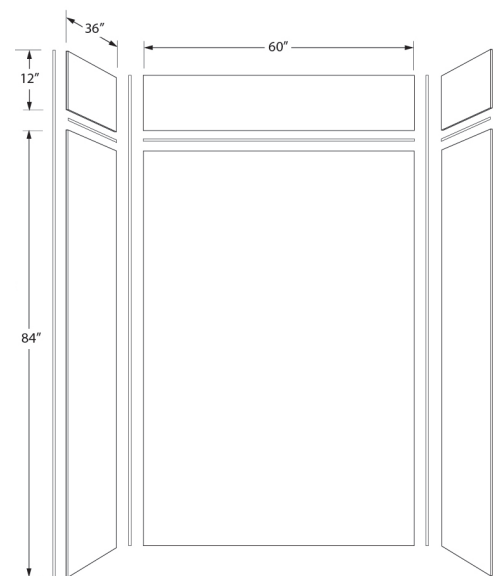
	SIZE	MODEL NO.	Width	Depth	Height	Weight(lbs)
TRANSITION SHOWER WALL KIT 72"/24"						
<input type="checkbox"/>	60"x36"x72"/24"	SMPWKX60367224	60"	36"	72"	126
TRANSITION SHOWER WALL KIT 84"/12"						
<input type="checkbox"/>	60"x36"x84"/12"	SMPWKX60368412	60"	36"	84"	126



SMPWK603672
SMPWK603696



Transition Wall Kit
SMPWKX60367224



Transition Wall Kit
SMPWKX60368412



Single Panel Specified Model:

	SIZE	MODEL NO.	DESCRIPTION	Width	Height	Weight(lbs)
SHOWER WALL SINGLE PANEL 96"						
<input type="checkbox"/>	36" x 96"	SMPW3696	Shower Wall	36"	96"	35
<input type="checkbox"/>	60" x 96"	SMPW6096	Shower Wall	60"	96"	59
SHOWER WALL PANEL 96" (10 PACK)						
<input type="checkbox"/>	36" x 96"	SMPW369610	Shower Wall	36"	96"	350
<input type="checkbox"/>	60" x 96"	SMPW609610	Shower Wall	60"	96"	590

OPTIONAL STORAGE PODS *shown below*

Available for on-site installation.
Must be ordered separately.

SMC Vertical Storage Caddies designed to run between stud walls.




One-piece storage solution made from sturdy sheet molding compound.
SMWSV1627, SMWSV1639, and SMWSV1496
Wall Storage Caddies available in White-31,
Cameo-32, and Grey-39

SMWSV1627-31 pictured



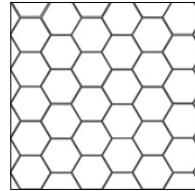
To Be Specified: Pattern and Color



Glossy 3"x8"
Subway Tile Pattern




☐ White 131



Glossy Hexagon
Tile Pattern




☐ White 331



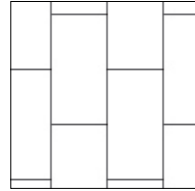
Textured Herringbone
Tile Pattern



☐ White 431



☐ Dark Grey 440



12"x24" Textured
Vertical Tile Pattern



☐ White 231



☐ Dark Grey 240

SMSTV Vertical Storage Pods - frames made from stainless steel.

SMSTV4614-SS pictured



58.5" x 14"



SMSTV5814

46.5" x 14"



SMSTV4614

34.5" x 14"



SMSTV3414

SMSTH Horizontal Storage Pods - frames made from stainless steel.

SMSTH5814-SS pictured



SMSTH5814 58.5" x 14"



SMSTH4614 46.5" x 14"



SMSTH3414 34.5" x 14"



STH3414 14" x 14"